
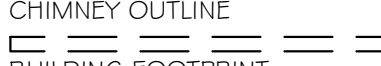









-  CHIMNEY OUTLINE
-  BUILDING FOOTPRINT
-  = ROOF DRAIN
-  = DOWNSPOUT
-  = AIR CONDITIONER
-  = UTILITY BOX
-  = ROOF VENT
-  = ROOF TOP UNIT
-  = ROOF TOP HATCH



PREPARED FOR

CLIENT

PROJECT TYPE

ROOF PLAN


PROJECT NAME

LARGE SFR
SAMPLE

PROJECT ADDRESS

1234 PRECISION
BOULEVARD
CITY, CA 00000

All plans created by Precision Property Measurements, LLC ("PPM") are made exclusively for the purposes of the project and are not to be used for any other purpose. PPM does not warrant the accuracy or reliability of the information provided on these plans. PPM makes every reasonable effort to ensure the accuracy of the information provided on these plans. However, some errors may occur due to human error or other factors. PPM is not responsible for any errors or omissions on these plans. The user of these plans is advised to verify the information provided on these plans with the appropriate authorities. PPM is not a structural engineer or licensed architect. PPM makes every reasonable effort to ensure the accuracy of the information provided on these plans. However, some errors may occur due to human error or other factors. PPM is not responsible for any errors or omissions on these plans. The user of these plans is advised to verify the information provided on these plans with the appropriate authorities. PPM is not a structural engineer or licensed architect. PPM makes every reasonable effort to ensure the accuracy of the information provided on these plans. However, some errors may occur due to human error or other factors. PPM is not responsible for any errors or omissions on these plans. The user of these plans is advised to verify the information provided on these plans with the appropriate authorities. PPM is not a structural engineer or licensed architect.



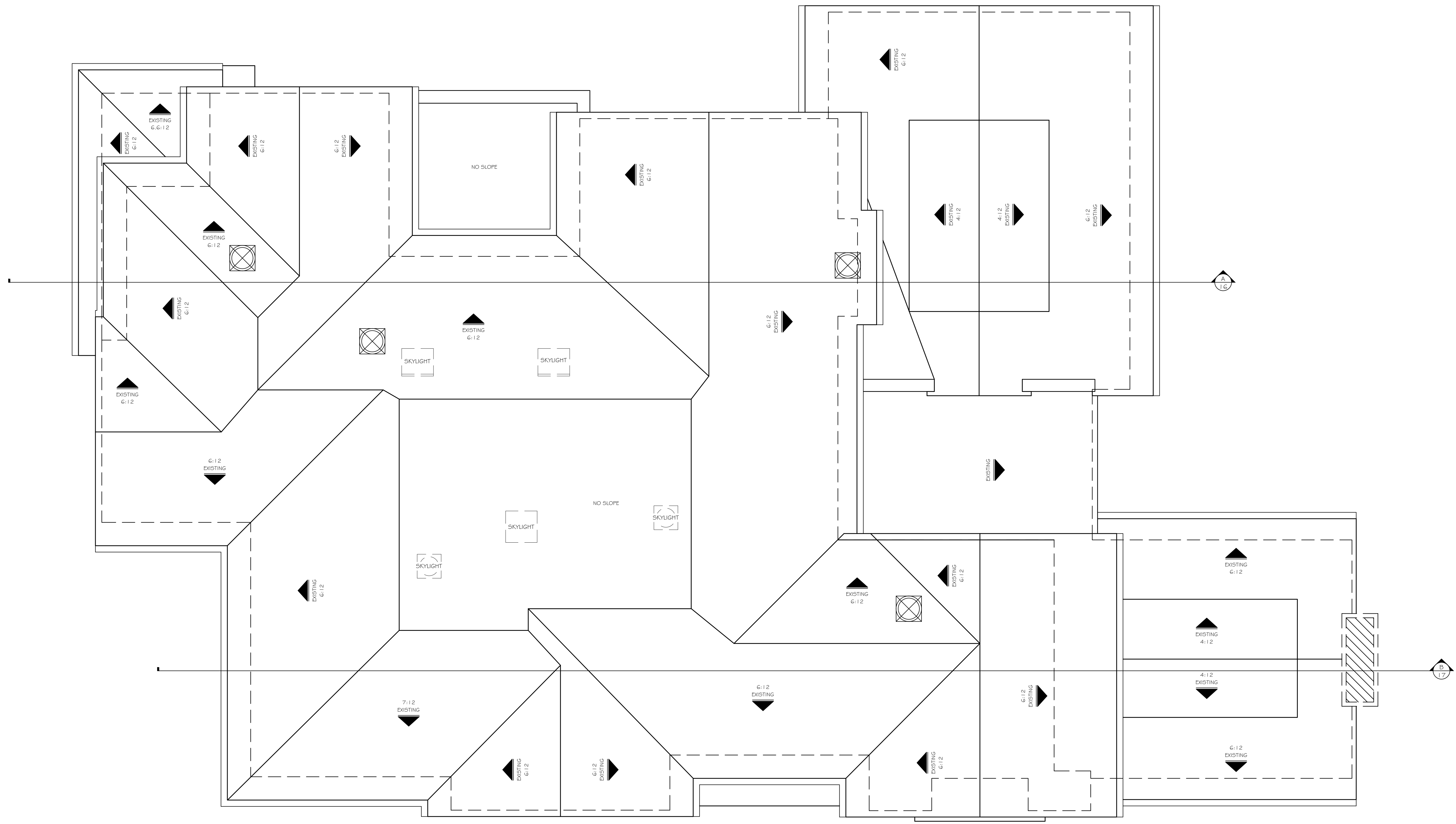

SCALE
1/4" = 1'-0"

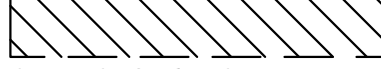





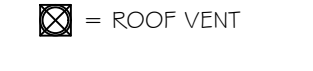
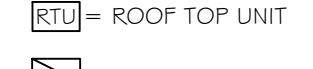

PROJECT
XXXX_XX

APPROVED BY
XX

DATE
XX/XX/XX

SHEET
14 of 25



-  CHIMNEY OUTLINE
-  BUILDING FOOTPRINT
-  = ROOF DRAIN
-  = DOWNSPOUT
-  = AIR CONDITIONER
-  = UTILITY BOX
-  = ROOF VENT
-  = ROOF TOP UNIT
-  = ROOF TOP HATCH



PREPARED FOR

CLIENT

PROJECT TYPE

ROOF PLAN

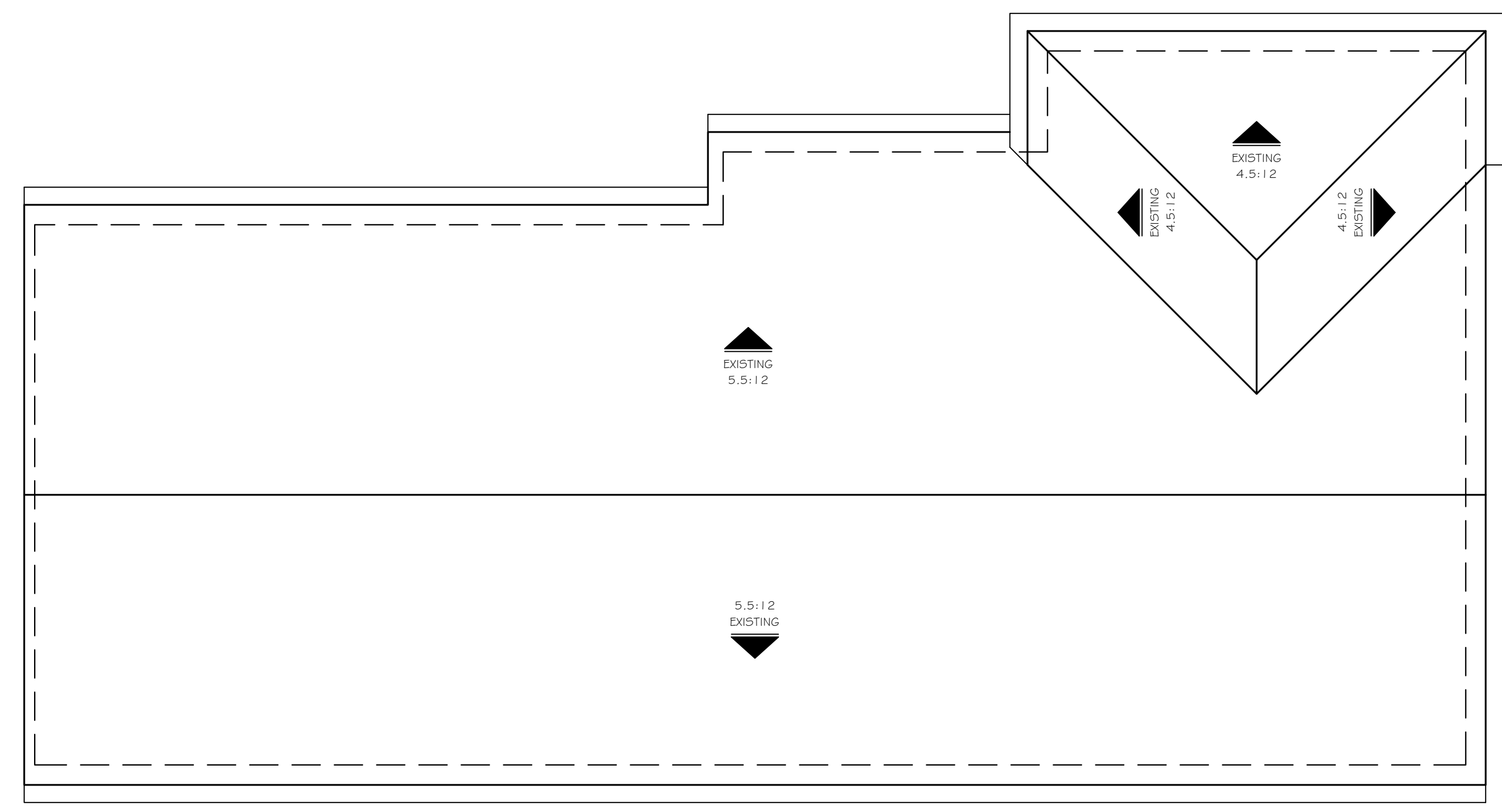
PROJECT NAME

LARGE SFR
SAMPLE


PROJECT ADDRESS

1234 PRECISION
BOULEVARD
CITY, CA 00000

All plans created by Precision Property Measurements, LLC ("PPM") are made exclusively for landscaping purposes (i.e., this is not a Professional Engineer (PE) or Professional Architect (PA) drawing). All data presented by PPM is based on a field survey conducted by PPM. PPM does not warrant the accuracy of any property line, and as such, does not constitute a legal survey. In addition, PPM services and plans do not constitute an engineering (i.e., this is not a Professional Engineer (PE) or Professional Architect (PA) drawing) and this should not be used for any activity or activities defined as not engineering (i.e., this is not a Professional Engineer (PE) or Professional Architect (PA) drawing). All floor plans created by PPM are intended to be used as a reference for conceptual construction and should not be considered a substitute for the services of a licensed structural engineer or licensed architect. PPM makes every reasonable effort to ensure the accuracy of the information provided on these drawings, but does not warrant the accuracy of the information. All drawings presented herein are to some degree, at the discretion of the architect, contractor, designer or other licensed professional, and a consultant to the property owner, to determine the suitability of the As-Built plans prior to construction. Measurements should be field confirmed before commencing construction, in the event that an error is found on a plan, PPM's liability is limited to the amount of the fee paid to PPM.



POOL HOUSE



SCALE
1/4" = 1'-0"

PROJECT
XXXX_XX

APPROVED BY
XX

DATE
XX/XX/XX

SHEET
15 of 25

